



# DISEASE EPIDEMIOLOGY PROGRAM

## Acute Respiratory Disease Surveillance Summary

**Ft Benning: 09 November 2018 – 09 November 2019**

**DEFINITIONS:**

ARD Rate=(ARD cases/Trainees) \*100

ADV = Adenovirus

Strep Rate=(Strep Cultures (+))/Cultures) \*100

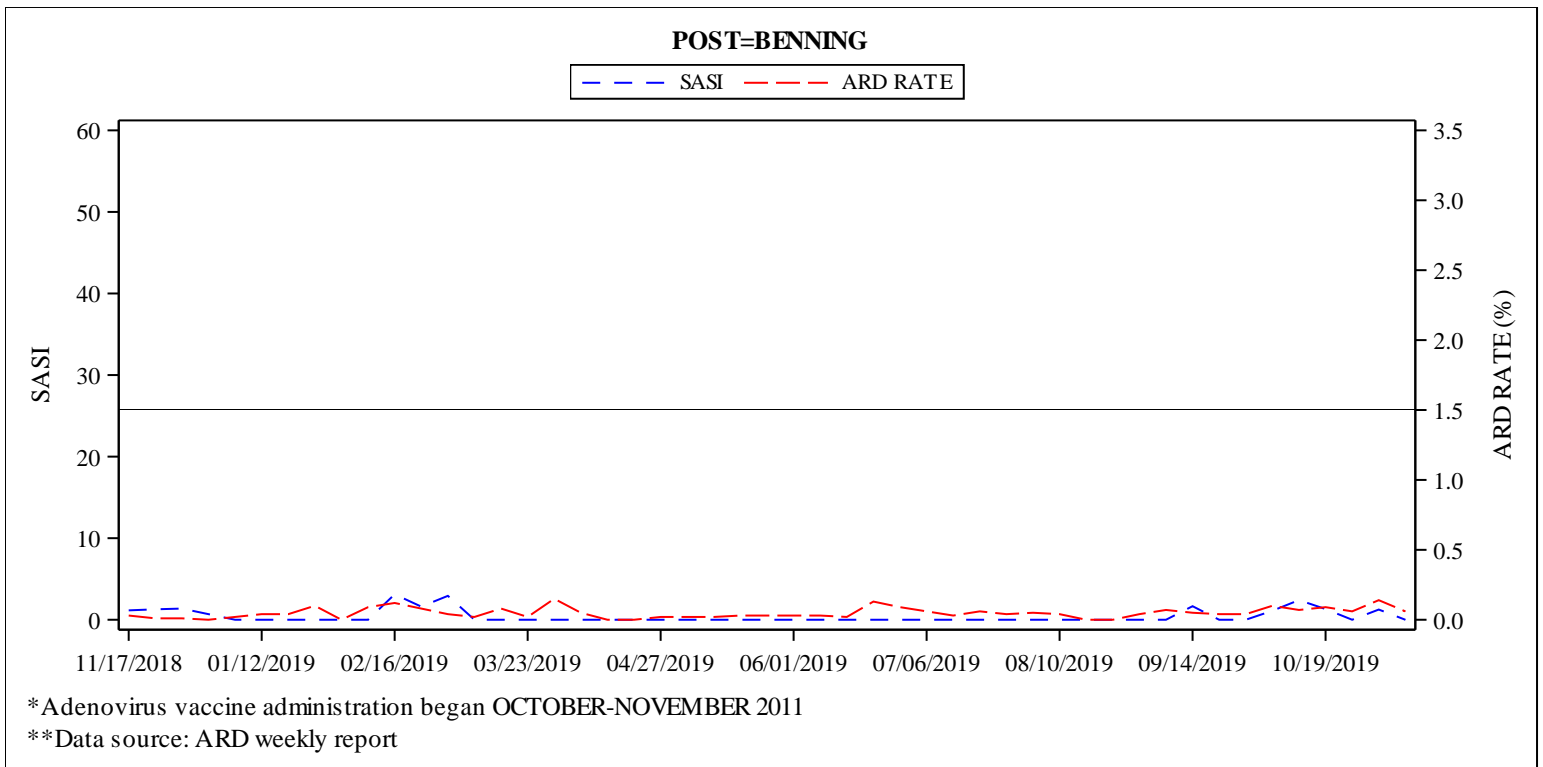
Strep-ARD Surveillance Index (SASI)=(ARD Rate\*Strep Rate)

Strep Testing Compliance (STC) =% of ARD cases tested for Strep at each site (those sites highlighted red are at less than 60% compliance)

**NOTE: All installations have achieved full ADV coverage.**

	ARD Rate	SASI	STC
Benning	0.06 (D)	0.00 (D)	100%
Leonard Wood	0.03 (N)	0.00 (D)	50%
Jackson	0.03 (I)	0.00 (N)	67%
Sill	0.02 (I)	N/A	0%

Summary comparison to previous week  
 I = Increase D = Decrease N = No Change N/A = Undefined



Males			
Unit Strength	ARD Cases	Strep Test Done	Strep Positive
8422	5	5	0

Females			
Unit Strength	ARD Cases	Strep Test Done	Strep Positive
173	0	0	0



# DISEASE EPIDEMIOLOGY PROGRAM Acute Respiratory Disease Surveillance Summary

**Ft Leonard Wood: 09 November 2018 – 09 November 2019**

**DEFINITIONS:**

ARD Rate=(ARD cases/Trainees) \*100

ADV = Adenovirus

Strep Rate=(Strep Cultures (+)/Cultures) \*100

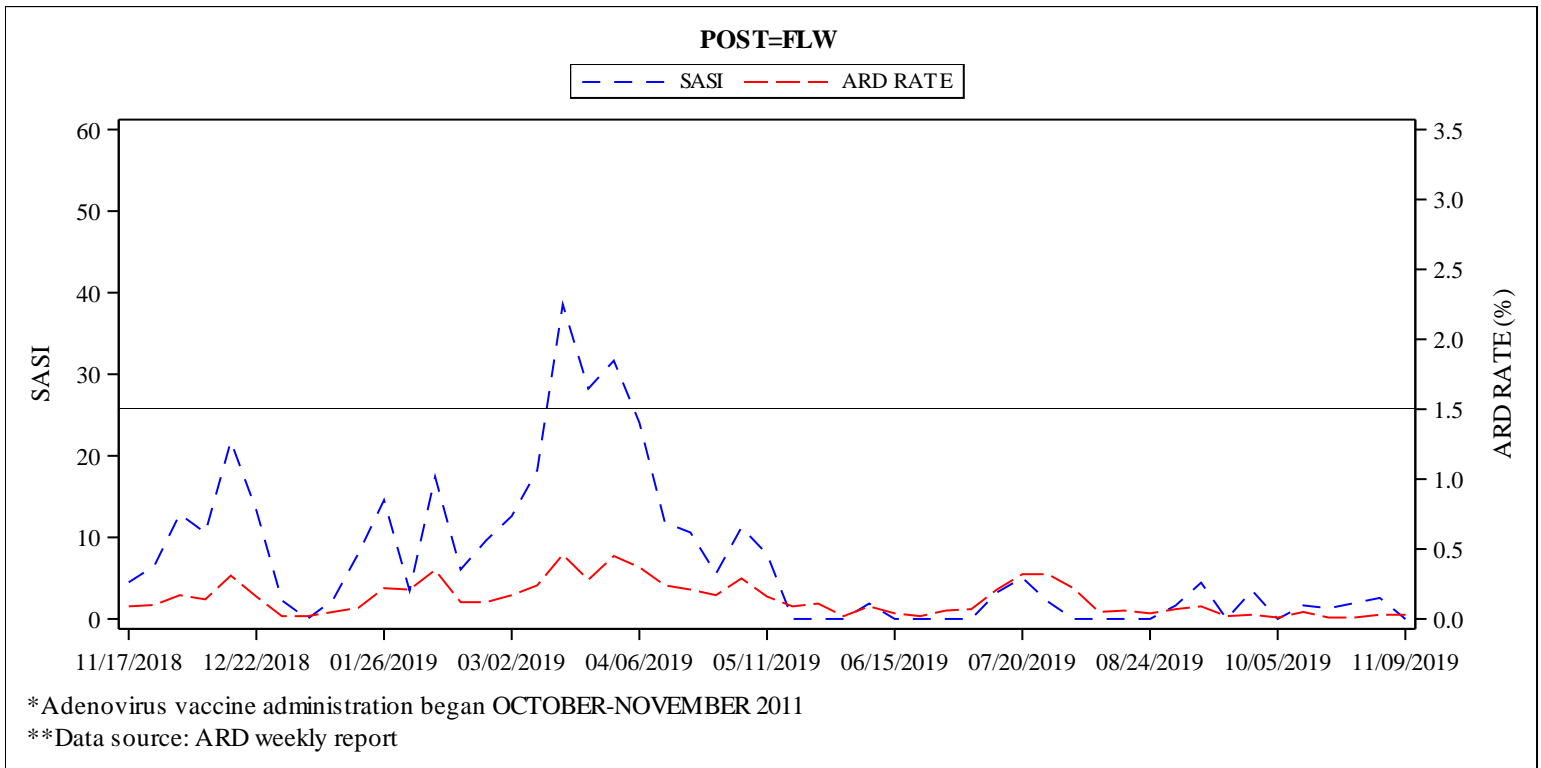
Strep-ARD Surveillance Index (SASI)=(ARD Rate\*Strep Rate)

Strep Testing Compliance (STC) =% of ARD cases tested for Strep at each site (those sites highlighted red are at less than 60% compliance)

**NOTE: All installations have achieved full ADV coverage.**

	ARD Rate	SASI	STC
Benning	0.06 (D)	0.00 (D)	100%
Leonard Wood	0.03 (N)	0.00 (D)	50%
Jackson	0.03 (I)	0.00 (N)	67%
Sill	0.02 (I)	N/A	0%

Summary comparison to previous week  
I = Increase D = Decrease N = No Change N/A = Undefined



Males			
Unit Strength	ARD Cases	Strep Test Done	Strep Positive
4907	0	0	0

Females			
Unit Strength	ARD Cases	Strep Test Done	Strep Positive
1893	2	1	0

If you have questions, comments or suggestions about this report, please contact us at (410) 436-4655 or [Email Disease Epidemiology](#)

APPROVED FOR PUBLIC RELEASE, DISTRIBUTION UNLIMITED



# DISEASE EPIDEMIOLOGY PROGRAM

## Acute Respiratory Disease Surveillance Summary

Ft Jackson: 09 November 2018 – 09 November 2019

**DEFINITIONS:**

ARD Rate=(ARD cases/Trainees) \*100

ADV = Adenovirus

Strep Rate=(Strep Cultures (+)/Cultures) \*100

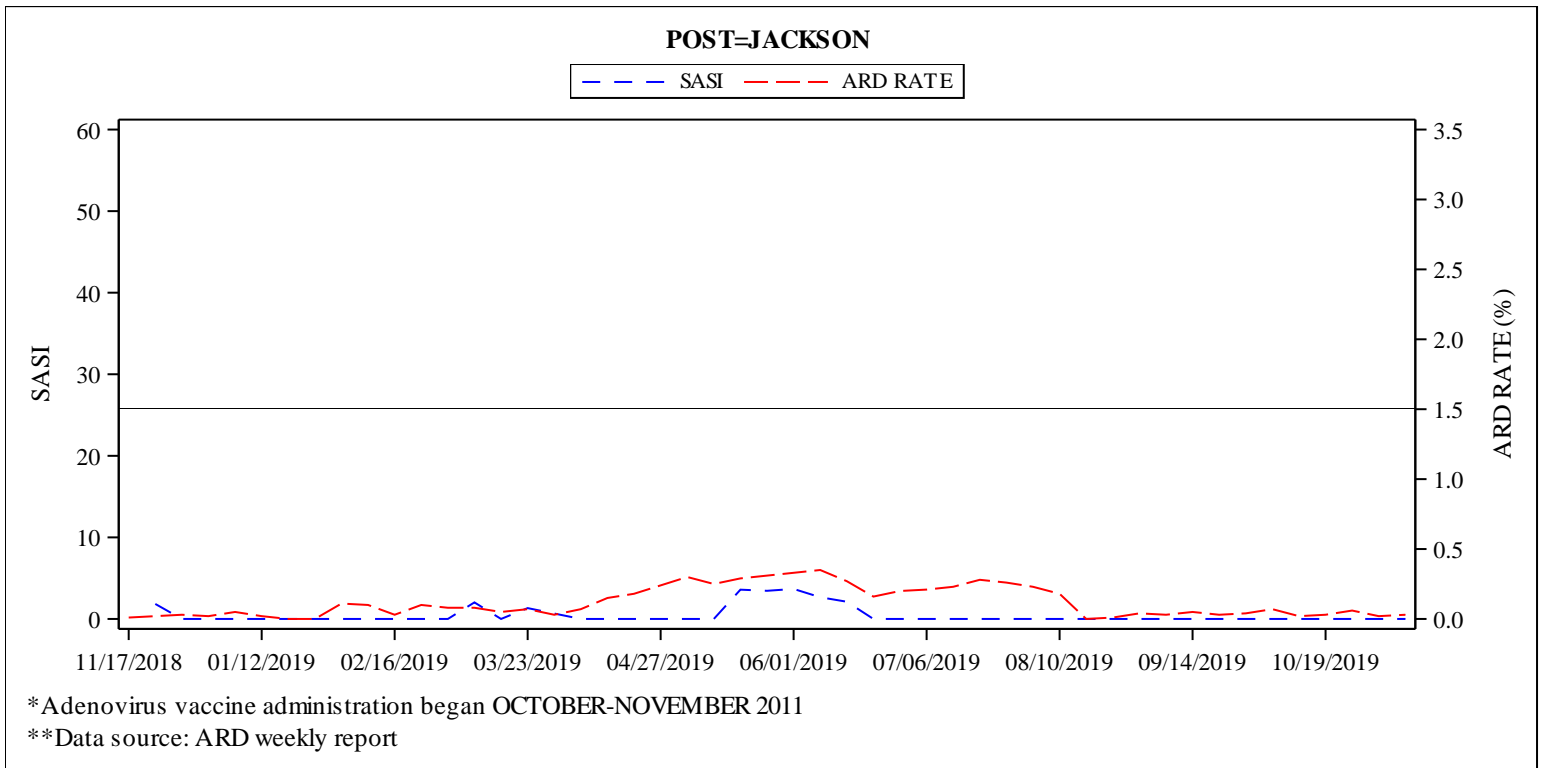
Strep-ARD Surveillance Index (SASI)=(ARD Rate\*Strep Rate)

Strep Testing Compliance (STC) =% of ARD cases tested for Strep at each site (those sites highlighted red are at less than 60% compliance)

**NOTE: All installations have achieved full ADV coverage.**

	ARD Rate	SASI	STC
Benning	0.06 (D)	0.00 (D)	100%
Leonard Wood	0.03 (N)	0.00 (D)	50%
Jackson	0.03 (I)	0.00 (N)	67%
Sill	0.02 (I)	N/A	0%

Summary comparison to previous week  
 I = Increase D = Decrease N = No Change N/A = Undefined



Males			
Unit Strength	ARD Cases	Strep Test Done	Strep Positive
7134	2	1	0

Females			
Unit Strength	ARD Cases	Strep Test Done	Strep Positive
3600	1	1	0



# DISEASE EPIDEMIOLOGY PROGRAM

## Acute Respiratory Disease Surveillance Summary

**Ft Sill: 09 November 2018 – 09 November 2019**

**DEFINITIONS:**

ARD Rate=(ARD cases/Trainees) \*100

ADV = Adenovirus

Strep Rate=(Strep Cultures (+)/Cultures) \*100

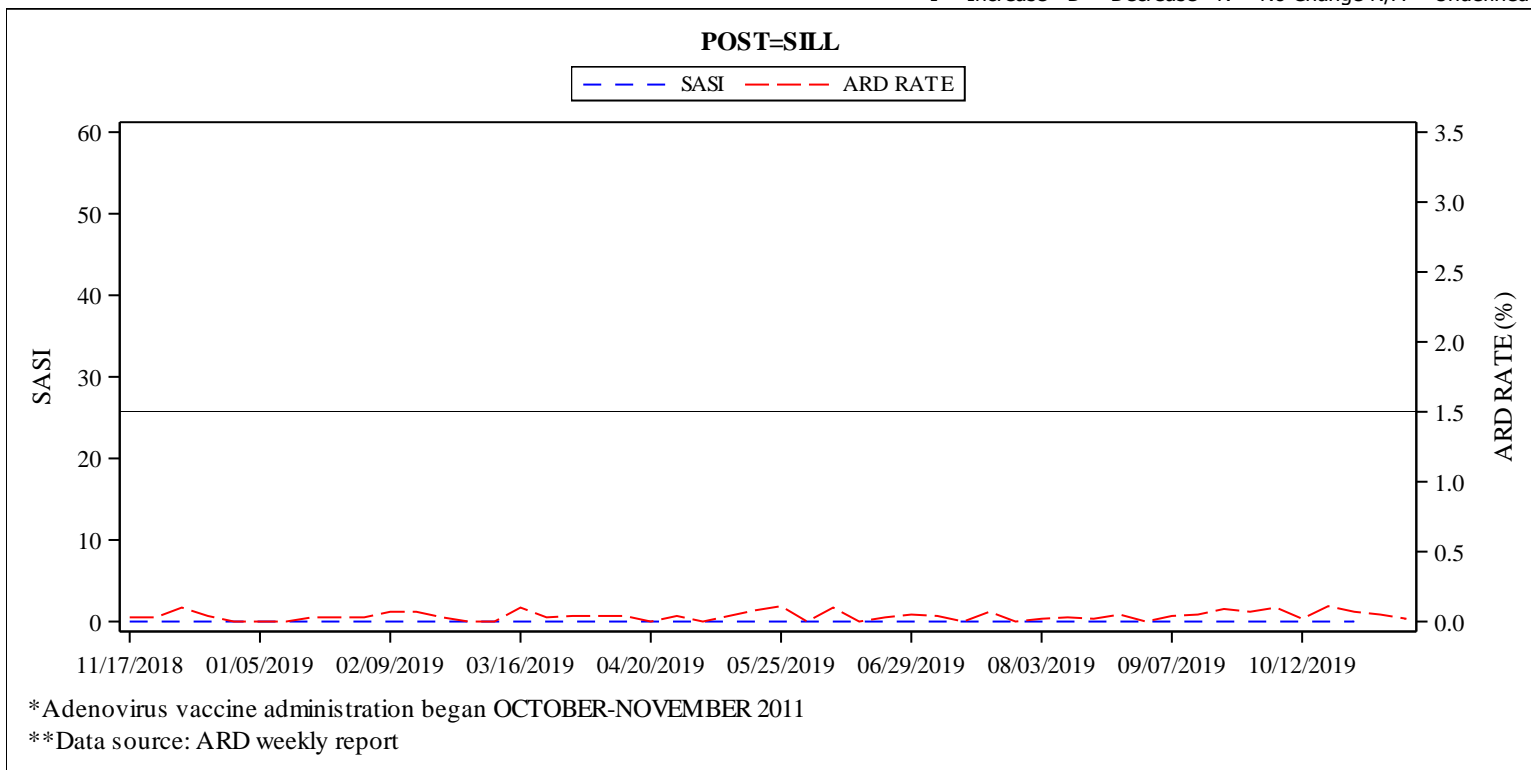
Strep-ARD Surveillance Index (SASI)=(ARD Rate\*Strep Rate)

Strep Testing Compliance (STC) =% of ARD cases tested for Strep at each site (those sites highlighted red are at less than 60% compliance)

**NOTE: All installations have achieved full ADV coverage.**

	ARD Rate	SASI	STC
Benning	0.06 (D)	0.00 (D)	100%
Leonard Wood	0.03 (N)	0.00 (D)	50%
Jackson	0.03 (I)	0.00 (N)	67%
Sill	0.02 (I)	N/A	0%

Summary comparison to previous week  
I = Increase D = Decrease N = No Change N/A = Undefined



Males			
Unit Strength	ARD Cases	Strep Test Done	Strep Positive
3286	1	0	0

Females			
Unit Strength	ARD Cases	Strep Test Done	Strep Positive
930	0	0	0